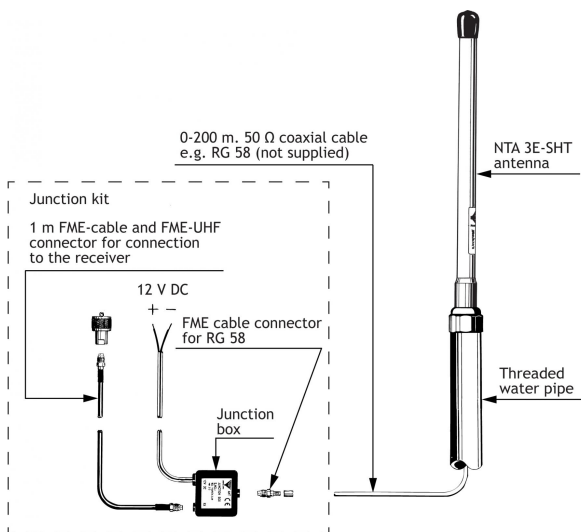
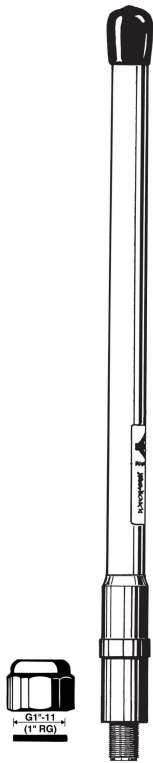


NTA 3E-SHT

Short Active three-frequency NAVTEX Receiving Antenna

DESCRIPTION

- Specially designed for the three NAVTEX frequencies 490 kHz, 518 kHz and 4209.5 kHz.
- Built-in low-noise amplifier providing excellent impedance matching to the 50 ohm downlead cable.
- Special band-pass filter based tuning circuitry to optimize the antenna for the NAVTEX frequencies and protect from possible interference from e.g. medium wave broadcast radio signals.
- RF ground internally AC-coupled to mounting bracket preventing electrolytic corrosion.
- Sturdy design to withstand the roughest weather and climate conditions.
- Simple mounting using the 1" revolving nut system.
- Wide variety of accessory mounting brackets available.
- Junction kit for easy connection to receiver and DC power supply available (to be ordered separately).



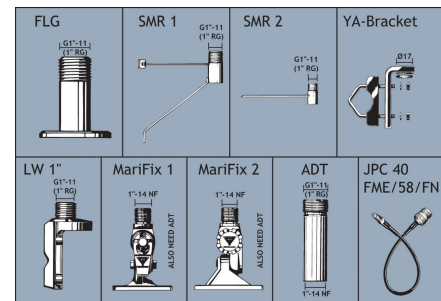
ORDERING DESIGNATIONS

TYPE	PRODUCT NO.
NTA 3E-SHT	110000235
BCL 1-KA Junction kit	110000003

SPECIFICATIONS

ELECTRICAL	
MODEL	NTA 3E-SHT
ANTENNA TYPE	Active E-field narrow-band three-frequency NAVTEX antenna
FREQUENCY	490 kHz, 518 kHz and 4209.5 kHz
IMPEDANCE	Nom. 50 Ω
SWR	≤ 1.5
SUPPLY VOLTAGE / CURRENT	9 to 15 VDC / 20 mA
MECHANICAL	
TEMP. RANGE	-30°C → +60°C
CONNECTOR	N-female
WIND SURFACE	Approx. 0.013 m ²
WIND LOAD	Approx. 17 N @ 160 km/h
COLOUR	Marine white
MATERIALS	Shroud: Polyurethane-coated glass fibre Mounting bracket: Chromed brass
TOTAL HEIGHT	Approx. 530 mm
DIA. IN TOP END	21 mm
DIA. IN BOTTOM END	23 mm
WEIGHT	Approx. 350 g
MOUNTING	On 1" RG (G1"-11) threaded water pipe or on optional mounting brackets (see below)

ACCESSORIES (to be ordered separately)



PROCOM A/S reserve the right to amend specifications without prior notice.

12/11/13